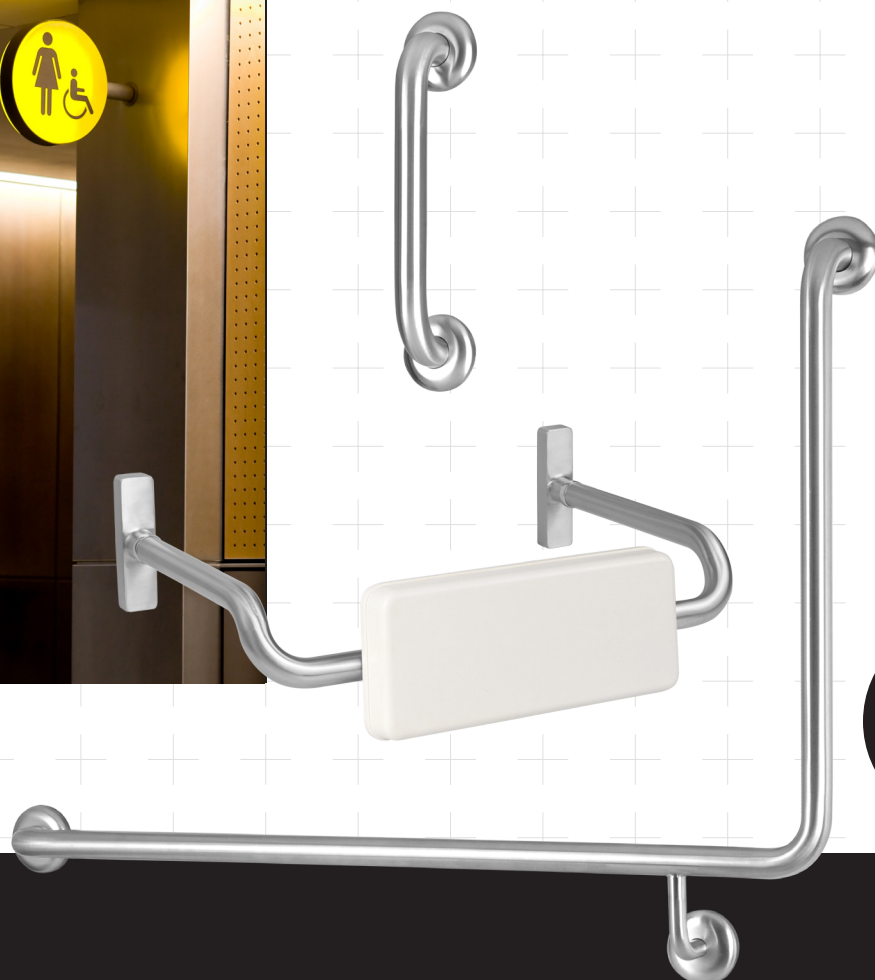


GRAB RAILS & BACK RESTS

FOR USE IN
COMMERCIAL AND
RESIDENTIAL WET AREAS

- Made from SS304 Material
- 2mm x 1.2mm Tube
- 77mm Diameter Twist & Lock Concealed Roses
- Where applicable AS1428.1 – 2009 Compliant



SPECIFICATIONS

GRAB RAILS & BACK RESTS

The Sabre range of grab rails and back rests have been developed to meet the safety requirements for those with physical disabilities. Our products comply with the Australian standard AS1428.1-2009. All rails are made from secure 1.2mm thick, 32mm diameter 304 stainless steel tube. All mounting plates provide five fixings positions to ensure easy mounting to various building surfaces and have 77mm diameter concealed twist and lock covers. The twist and locks mechanism makes it difficult for the covers to come loose when installed correctly. All back rests are site adjustable to ensure installation meets the approved standard for height and positioning. The comfortable padded section is made from polyurethane which is hygienic and easy to clean.

Note: It must be noted that some rails are handed so it is important that careful consideration is made before ordering.

STRAIGHT GRAB RAIL

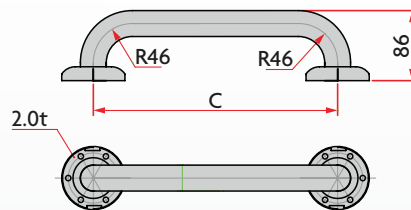
SABGR-300-SSS

SABGR-450-SSS

SABGR-600-SSS

SABGR-900-SSS

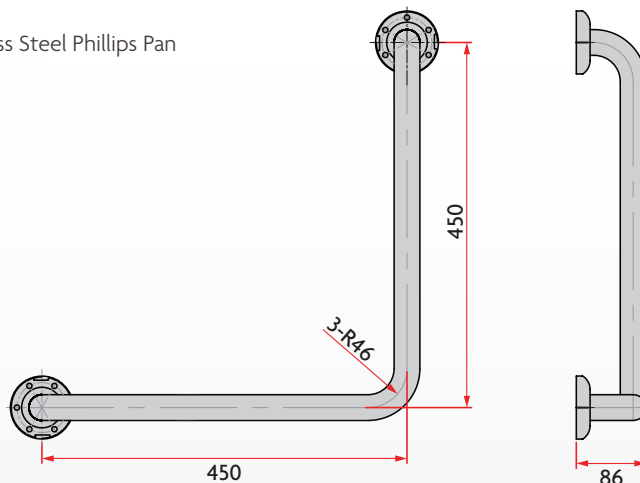
Fixings: 10g 50mm Stainless Steel Phillips
Pan Head Screws x15



90° 450X450 AMBULANT RAIL

SABGR-AMB-SSS

Fixings: 10g 50mm Stainless Steel Phillips
Head Screws x10



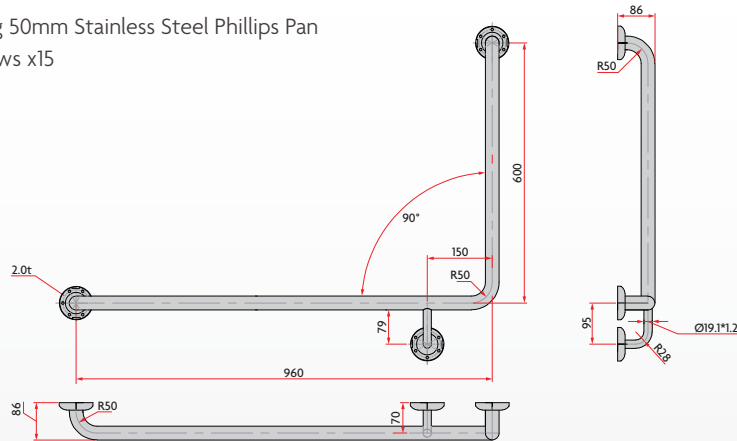
90° 960X600 SF SSS

SABGR-90DSF-LH-SSS (as shown)

SABGR-90DSF-RH-SSS

Fixings: 10g 50mm Stainless Steel Phillips Pan

Head Screws x15



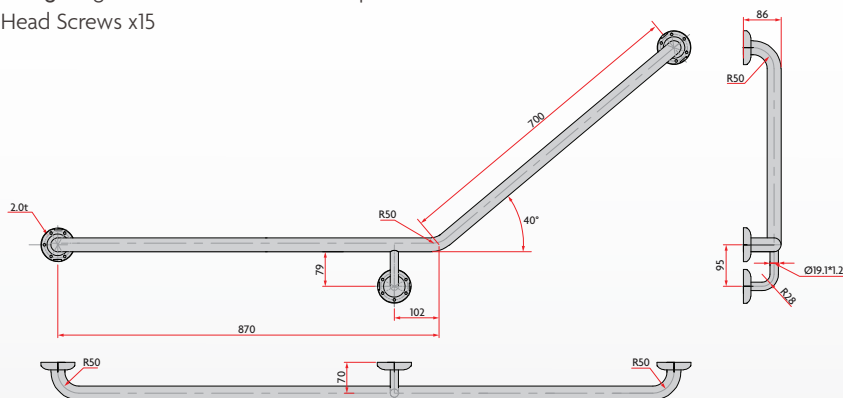
40° 870X700 SF SSS

SABGR-40DSF-LH-SSS (as shown)

SABGR-40DSF-RH-SSS

Fixings: 10g 50mm Stainless Steel Phillips Pan

Head Screws x15



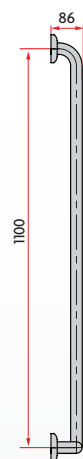
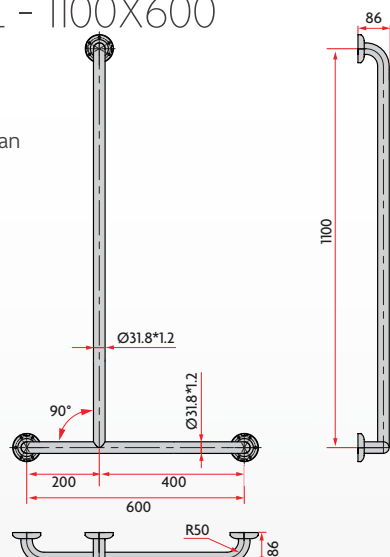
SHOWER GRAB RAIL - 1100X600

SABSR-LH-SSS (as shown)

SABSR-RH-SSS

Fixings: 10g 50mm Stainless Steel Phillips Pan

Head Screws x15



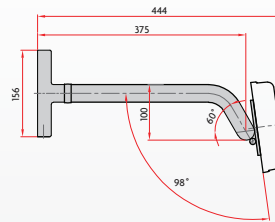


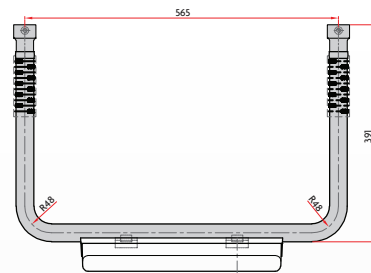
BACKREST - DROP DOWN

SABBR-02-SSS

- Wall Projection Adjustable

Tools Required:

- 5, 6 and 10mm allen key required
- No wall mount fixings supplied



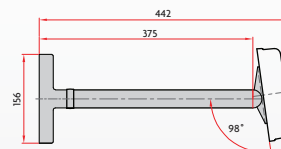


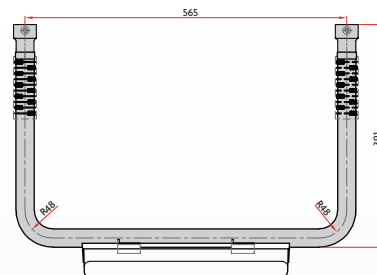
BACKREST - STRAIGHT

SABBR-01-SSS

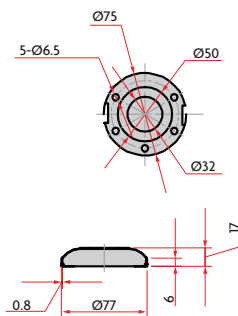
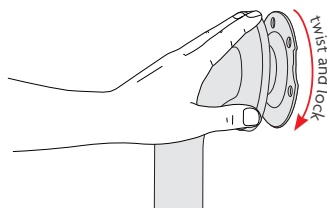
- Wall Projection Adjustable

Tools Required:

- 5, 6 and 10mm allen key required
- No wall mount fixings supplied



TWIST AND LOCK ROSE COVER



GRAB RAIL HANDING GUIDE

When seated, the handing of the rail is determined by the side which the rail is mounted. If the rail is mounted on the left hand side then it is left hand. Opposite for right hand.

All straight rails and back rests are non-handed.

